










FEDERACION HONDUREÑA DE TENIS

CIRCUITO NACIONAL GRADO 1 - 2015

TABLA DE PUNTUACION ACUMULADA POR EQUIPOS

| | | PRIMER | | | | SEGUNDO | | | | TERCER | | | | CUARTO | | | | QUINTO | SEXTO | TOTAL |
|--|----------------|-------------------------|--------------|----------------------|--------------|----------------------|--------------|-------------------------|--------------|----------------------|--------------|-------------------------|--------------|-------------------------|--------------|----------------------|--------------|--------|-------|-------------|
| | | TGU/CCSC - U12 y U16/18 | | SPS/CSHA - U10 y U14 | | TGU/CCSC - U10 y U14 | | SPS/CSHA - U12 y U16/18 | | SPS/CSHA - U10 y U14 | | TGU/CCSC - U12 y U16/18 | | SPS/CSHA - U12 y U16/18 | | TGU/CCSC - U10 y U14 | | | | |
| | | PUNTOS | EFFECTIVIDAD | PUNTOS | EFFECTIVIDAD | PUNTOS | EFFECTIVIDAD | PUNTOS | EFFECTIVIDAD | PUNTOS | EFFECTIVIDAD | PUNTOS | EFFECTIVIDAD | PUNTOS | EFFECTIVIDAD | PUNTOS | EFFECTIVIDAD | | | |
|  | CSHA | 153 | 11.8 | 145 | 13.2 | 133 | 12.1 | 262 | 12.5 | 239 | 13.3 | 141 | 14.10 | 209 | 13.1 | 184 | 14.2 | | | 1466 |
|  | CNT | 139 | 13.9 | 120 | 17.1 | 123 | 17.6 | 60 | 10.0 | 72 | 14.4 | 152 | 11.7 | 8 | 8.0 | 111 | 12.3 | | | 785 |
|  | CCSC | 172 | 13.2 | 70 | 14.0 | 102 | 20.4 | 95 | 10.6 | 26 | 13.0 | 94 | 13.4 | 53 | 17.7 | 126 | 12.6 | | | 738 |
|  | CCT | 72 | 12.0 | 56 | 11.2 | 52 | 10.4 | 67 | 13.4 | 88 | 11.0 | 99 | 14.14 | 90 | 18.0 | 75 | 12.5 | | | 599 |
| | CPSTeam | 61 | 12.2 | 46 | 23.0 | 50 | 25.0 | 120 | 15.0 | 75 | 18.8 | 73 | 12.2 | 32 | 16.0 | 0 | 0.0 | | | 457 |
|  | CSMV | 0 | 0.0 | 113 | 10.3 | 43 | 3.9 | 0 | 0.0 | 98 | 10.9 | 0 | 0.0 | 44 | 11.0 | 74 | 14.8 | | | 372 |
|  | LLTC | 28 | 9.3 | 39 | 9.8 | 42 | 10.5 | 40 | 10.0 | 0 | 0.0 | 28 | 9.3 | 0 | 0.0 | 13 | 13.0 | | | 190 |
|  | LZ | 0 | 0.0 | 0 | 0.0 | 0 | 0.0 | 19 | 9.5 | 14 | 7.0 | 27 | 13.5 | 30 | 10.0 | 0 | 0.0 | | | 90 |
| | BCH | 0 | 0.0 | 0 | 0.0 | 0 | 0.0 | 0 | 0.0 | 0 | 0.0 | 8 | 8.0 | 9 | 9.0 | 0 | 0.0 | | | 17 |